


Similar Figures

For polygons to be similar, three things must be true. Look at the figures below to determine the first one.



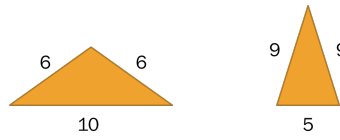
1) They are not similar because they are _____.

Use the shapes below to figure out the next one. They have the same general shape, but what is different about them? Remember, you don't know side lengths, so don't focus on that.



2) They are not similar because the corresponding _____ are not _____.

Now, if we knew side lengths, how could you prove these are not similar mathematically.



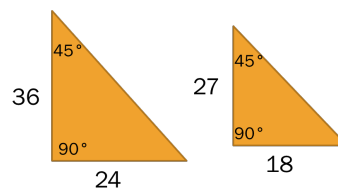
Show work here:

3) Corresponding side lengths are not _____.

In order for two shapes to be considered similar, the following must be true...

1. They have the same _____.
2. Corresponding _____ are _____.
3. Corresponding side lengths are _____.


Are these figures similar?



Show work here:

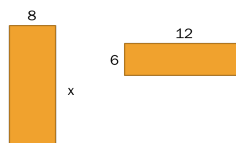
Notes - Similar Figures.notebook

Are these figures similar?



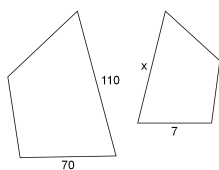
Show work here:

If we know the two figures are similar, how can we find x ?



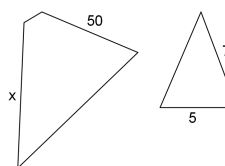
Show work here:

If we know the two figures are similar, how can we find x ?



Show work here:

If we know the two figures are similar, how can we find x ?



Show work here: